


Prism

The Newsletter of the Queensland Camera Group 

Issue 363—April 2021



President's Piece

Hello everyone

March was a very big month full of activities, lots of fun and also new members. This month we welcomed Keith Fincham, Sarah Dyer and John Little.

We had exceptional turnouts at all events. Well done to all the organisers including Tony FitzGerald, Martin Riley, Gaye Edwards, Elizabeth Riley and Esther Andrews who created the events. There was an excellent range of speakers, the judging had a combination of PSQ and independent judges and the Photoshoots were well attended. It was particularly good to see so many members attend the PSQ (Photographic Society Queensland) BBQ, showing QCG support for this important organisation that provides services and links us to other photography clubs in Queensland.

March was a bumper month, with the submission of so many wonderful images (both in print and DPI's) and with the extra competitions.

QCG participated in the Tri Nations Competition between South Africa (Westville) and the UK (Stoke Poges) and this year, took out first place. A big thank you to the organisers who supported the event, to those who submitted images and congratulations to those who scored highly including Elizabeth Riley, Paul Cook and Georgie Crossley. It's great to see newer members doing so well in these competitions. More detail in this Prism.

Now we are up and running in the new QCG venue at Kenmore Hills, your feedback has been helpful about the changes, on Zoom and also being face-to-face. SPACE provides a place to have a chat, enjoy a COVIDSafe cuppa, and view the prints showcased on the stands so beautifully handcrafted by David Bullock many years ago for that function. You also value Zoom for COVID and for various reasons at certain times depending upon your personal circumstances. It seems both are preferable at this time and there is no immediate plan to change the arrangement, certainly while COVID is still a potential threat. Photoshoots and the special interest groups have also been popular adding another level of opportunity to get involved and see each other in a different and less formal setting.

As we slip into another lockdown, it's a reminder that we are still not out of the COVID woods yet so registering for events and on entry to the venue will continue until there is no requirement to do so. Thank you to everyone for so readily accepting these changes.

Just an update on the email system. You would be aware that we now use a different mail delivery system. It is very effective and means *everyone* is now receiving the QCG emails. The system is intended to be used only for important administrative announcements or linked to Events in the Calendar. The Committee is also looking at opportunities to improve QCG general communication and access to information



Jasmine Westerman, President

across the membership. We will let you know when we have found a clear pathway for this.

To now reflect on March. For Focus Group we had the pleasure of learning how to convert colour images into monochrome from Ben Stoffl, PSQ Judge and former member of QCG. Some key messages he delivered in his talk was about evoking emotion through a story and creating drama and interest. Ben demonstrated how contrast, looking for shape, lines and textures, and observing the compositional elements add strength, such as repetition and tone, really add to an image.

We also enjoyed and were inspired by Adrian Whear's talk and the display of his amazing images on Street Photography. The importance of chasing the light, seeing the shadows, using silhouettes, 'exposing for the lights and crushing the blacks'. Also finding a place and patience to wait for someone or something to walk into that space.

The Holi Photoshoot at 17 Mile Rocks was certainly a Photoshoot 'hoot' as you saw in the images last month. I hope everybody has now managed to get the coloured dust out of their camera bags!

The Portrait Group under Gaye Edwards' leadership experimented this month with a new format splitting into two groups. One group learning basic techniques under the instruction of Rhin Larsen and a second session with the more experienced Portrait photographers in a group led by Gaye. It's a promising format and with a few tweaks, will add further to the friendly fun and informative experience for everyone with an interest in this Group.


Prism provides a record of our events, so if you are at an event and have taken images, please send them through to Anne Pappalardo so she can include them. We all love images making Prism an even more enjoyable read. So, read on and open up this month's action-packed edition.

Wishing you all the very best over Easter hoping lockdown is over so you get to share it with friends and loved ones.

Enjoy and stay safe.

Jasmine

Note: Remember to look on the website at the Calendar for Event updates and keep an eye out for emails, particularly if circumstances change.



Plenty happening at QCG in March: Top three images are from Ralph Brown's judging of People and Black and White Open and bottom two from the judging of Tri-Nations. Photos: Geoff Shortland

What's on in April?

Check website at all times for last minute changes due to Covid.

SPEAKER—CREATIVE AND ARTISTIC PHOTOGRAPHY

Date: Thursday 8 April

Time: 7.30 pm to 9.30 pm

Delivery: F2F, SPACE, cnr Branton St and Paley St, Kenmore Hills or via ZOOM

Floktu Link: www.qcgspeakernightmelsinclair.floktu.com

Creative and Fine Art Photography is everywhere, but what exactly is it? How do I create it? In this talk, Mel Sinclair will return to our Kenmore Clubhouse to discuss the many ways it can be approached, shot and presented. Mel will dip a little into Fine Art, creativity and idea development. You'll get to see concept to execution, and have your head filled with possibilities for you to take back to your own practice.

Image: Mel Sinclair



FOCUS—STREET PHOTOGRAPHY

Date: Tuesday 13 April

Time: 7.30 pm—9.30 pm

Delivery: F2F SPACE, cnr Branton St and Paley St, Kenmore Hills or via ZOOM

With the first Thursday of the month falling on April 1, the day prior to Good Friday, the April Focus group has been deferred to Tuesday April 13. This month we will be mentored by Brisbane Street photographer Adam Robert Young. Street Photography will be the subject of our June Competition but also importantly, the subject of our Collections 2021 Project. This project will give all QCG members the opportunity to hang their work in a public gallery for display in July and is one of the highlights of our year. Adam who spoke to our members in 2020 via zoom, will be back to talk on what makes a great street image and techniques and camera settings for capturing these type of images. Member Paul Cook, also an avid street photographer, will also talk to the membership on his take on street. This Focus Group session will also give people the opportunity, ahead of our competition, to submit images for critique by Adam. Keep an eye out for notices of this meeting and how to submit images for critique.



PORTRAIT GROUP

Date: Saturday 17 April

Time: Three sessions from gam.

Venue: The Hub

Photos: Gaye Edwards



COMPETITION JUDGING—MINIMALISM AND OPEN

Date: Thursday 22 April

Time: 7.30 pm to 9.30 pm

Delivery: F2F SPACE, cnr Branton St and Paley St, Kenmore Hills or via ZOOM

Check your emails and club website for full details closer to event.

PHOTOSHOOT OUTING—IT'S A WHOLE MONTH!

See full details [here](#) (which is just the next page!).

April Photoshoot—It's a month of fun!

April's photoshoot will be one with a difference!

Traditionally, we have had the April photoshoot as an Anzac celebration of choice for our members.

If people wish to simply keep to the formula, beware, this year there will be NO choice. Sunday morning 25th April, which is Anzac Day, our club is taking photos at the **Centenary suburbs celebrations**, but as an extra before and after, we can potter about the area and get local area shots.

But, you have already heard Jasmine talk of the request that was made to our club to take photos to be used for a Rotary fund-raising calendar.

Of course, Rotary will not want 100 photos of Anzac Day! They will want images that show what it is like to be living in the Centenary suburbs. They will want a variety of places, times of day and night, sorts of weather, types and ages and interests of people and activities that make Centenary a great place to live.

SO - you have a whole month to research what is there, how the light falls, and get out and make some lovely images! And they all are part of the April Photoshoot!

Please keep a log of your times and send it in to me. We need it to know who has been out on a shoot both for insurance purposes as well as to know that you were there for the Outings Comp at the end of the year.

Details of the Jindalee Rotary Club Calendar Competition

Images are due by April 30. To enter this competition, please submit up to 10 of your best via MyPhotoClub.

Submit any images (taken recently or in the past) that have a connection to the Centenary Suburbs. This competition is an opportunity for you to hone your skills on street photography, events, nature, architecture, landscape or whatever your area of interest. Examples include Anzac Day events, the Jindalee Bridge, boat ramp, historic church and the Mount Ommaney Water Tower.

All images will be judged to select the best for inclusion in the Jindalee Rotary Club Calendar 2022 .

Also in April.... Creative Photography Exhibition

Julie Geldard will be our guest speaker in July, speaking to QCG on the topic of *In Camera Creative*, ahead of this set subject which will occur in October. Julie invites all QCG members to see the Impressions of a New World Photographic Artistry Exhibition to view the work of a group of iPhotographMagic Photographers. The exhibition will run from April 9 to May 8 at the Tiny Trees Café and Gallery.

As Julie says, "Photographic Art is a growing genre where photographers create unique art pieces using their cameras as creative brushes, with various settings and techniques to capture the beauty of our world through the lens.

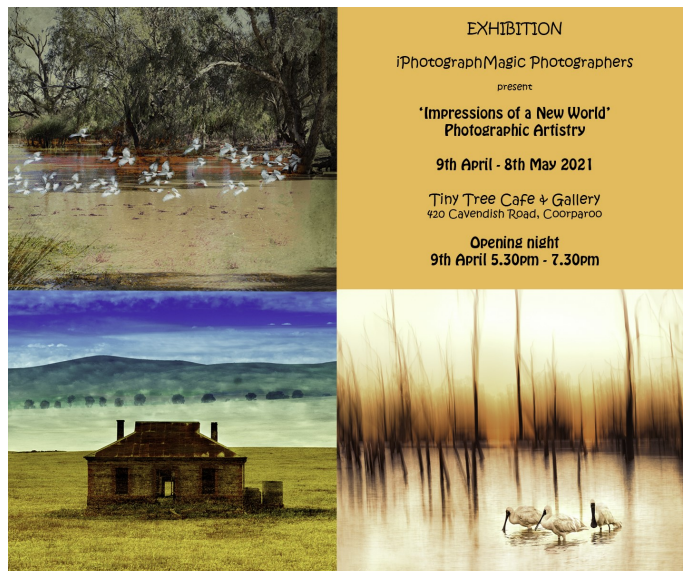
"Postproduction technique and various printing modalities are then used to enhance the captured image to bring out its finest qualities.

"A group of photographic artists from **iPhotographMagic Photography Facebook group** have joined their individual talents to present a New World of Photographic Artistry which is evolving worldwide. Each art piece is totally unique and can never be captured or created again.

"Please enjoy this collection of art created with vision, talent, and personalised techniques. We hope you will be inspired to experiment with the varied genres of Creative Photographic Art."

Photographic Artists participating:

Julie Geldard AFIAP AAPS - Founder of iPhotographMagic, Cheryl Nancarrow AAPS, Ann Ingham B. Photog, John Doody AFIAP AAPS PPSA CAPS/p, Phillipa Frederiksen EFIAP MAPS SAPS SSAPS CAPS/p, Gerry Milne, Louise McDonald, Dianne English FAPS EFIAP PPSA, Alain Chardon.



COLLECTIONS 2021

July 9—17, *Aspire Gallery, Paddington*

More information on **Street Photography** for your information has been passed on to me by **Adam Robert Young**. Below are two playlists on Street Photographer's **Eric Kim** YouTube channel that may be of interest. One is a general street photography playlist, and the other is a short course on street photography. There are also some videos featuring Joel Meyerowitz on the Masters of Photography channel. Here are the links:

<https://www.youtube.com/playlist?list=PL9bSEn3-fotWeUq2QEdy22cL2vkFR5fcF>

<https://www.youtube.com/playlist?list=PL9bSEn3-fotWBdJ2VgkRvXlsV3wQsEaxO>

<https://www.youtube.com/playlist?list=PLogseqP2QsGpt6h5rooUElWIJjyv8a8TZ>


In addition, member Max Biddlestone has also given me a link to another Street Photography video. <https://photographylife.com/what-is-street-photography>. This a very good introduction to the genre and is very comprehensive.

There is plenty to absorb so Happy reading!

Phil Lawrence
Collections 2021 Coordinator



Aspire Gallery, the venue for Collections 2021. The Roger Bartlett Trophy (bottom) is the ultimate prize for Collections 2021.



Street Photography Masterclass with Adrian Whear

Presented by Zoom Thursday 11 March



Q CG was privileged to host Melbourne-based street photographer Adrian Whear (pictured) in March.

The committee received an unbelievable amount of positive feedback from members following Adrian's talk – testimony to his

generosity as a speaker and his humble review of his world-class images.

As one of our member enthused, "(Adrian) was truly inspirational and (had) such awesome images. To hear he belongs to a camera club like ours was very encouraging. Now to get out with my camera."

The evening started with an introduction from Collections 2021 Coordinator, Phil Lawrence, who provided members with a quick overview of this year's exhibition which will centre on street photography. Phil explained that Collections 2021 started as the *Print Project* in 2016, and then again in 2018 but renamed to *Collections*.

As Phil said, "Collections 2021 is all about the print – to glorify the print. Social media thrives on the projected image, and this is one big way of keeping prints alive.

"The collections program runs for six months and includes special speakers and a photo shoot, with lots of opportunities for members to develop their skills. Street photography was chosen because it fitted in nicely with the club's existing program," Phil said.

Following Phil, vice president Tony FitzGerald, who secured Adrian to kick off our Collections 2021 journey, introduced Adrian, who said it was wonderful to see a camera club highlight street photography as a theme as it was often seen as the 'poor cousin' in terms of photography subjects within camera clubs.

Adrian said that it was his love of travel, in particular Asia, that led to his interest in street photography. It was through those travels that over time Adrian saw amazing things and met incredible people. Adrian used to do hired models and staged shots in the early travel

...to hear Adrian belongs to a camera club like ours was very encouraging..

days. But over time, he felt there was no creativity. There were 10 other photographers standing next to him, and he needed to find his own scenes and his stories.

Eventually he turned his back on "staged stuff" and starting 'seeing' – walking without blinkers on. And the world opened up and he got to feel the culture more. Back home in Melbourne, Adrian started walking down lanes and alleys, and began to love his city so much more.

What is street?

Adrian confesses there are many and varied definitions of street photography, but for him, street is:

- ◆ candid documentation of life and people's interactions with their surroundings and each other;
- ◆ it's a genre of documentary photography, but one where the photographer is the author of the story, unlike photojournalism with the photographer is the narrator.

Adrian feels that contrary to its name, it can be done anywhere – not just the streets. The beach, shopping centers, etc.

According to Adrian there are two styles of street photography:

- ◆ Documenting life – finding stories from a certain person or a group of people. These stories come from aspects such as face, expression, gesture, unique outfit, or any other objects around them.
- ◆ Visual art – creating an artistic image according to your vision or imagination of people and their interactions with the urban surroundings. Use different photographic elements such as lines, shadows, silhouettes, shapes, reflections, movement to name a few.

Street Photography Masterclass (cont).

"What attracted me to street photography was the opportunity to find an ordinary, mundane scene and to show it in a more 'extraordinary' way," Adrian said and then went to provide a few tips to capture streets in different ways:

- ◆ Chase the light: all light is good light, even harsh contrasty light! Look for how pockets of light can play off the people and surrounding environment.
- ◆ Where there is light, there is shadow – expose for the highlights, even if it means crushing the blacks. The combination creates drama, intrigue and a certain cinematic quality. Silhouettes are key.
- ◆ Reflections: If you're not comfortable getting close to people to capture their image, why not start by shooting their reflection? Investigate shop windows, mirrors, puddles, floors and even car windows/roofs that could be used.

Other tips from Adrian:

- ◆ Fishing: Find a background you like and wait for the right subject to enter your scene. This is the approach he most commonly uses.
- ◆ Following: Once you see an interesting subject, follow them with the hope they move into an interesting background/scene for you to capture.
- ◆ Walk: buy a pair of comfortable shoes.

Observation, visualization and intuition are important elements of street photography:

- ◆ Active observation: this involves looking and listening, taking in all details of your surroundings.
- ◆ Visualisation: visualise what the scene COULD be. Photograph with that image in mind. Remember you are the author. Find your story. Photograph with that image in mind.
- ◆ Intuition: get a feel for what might happen next and anticipate.

Adrian shoots in full manual mode, usually with a shutter speed of 1/1250, F5.6 and auto ISO (set to max of 3200). He predominantly uses a 24 – 70 lens and a letterbox crop of 16:9 was also used frequently.



March Focus Group

In March we struck a bonus with two Focus Group nights organised for our members:

March 4: Ben Stoffl – Converting Colour Images Into Stunning Monochrome



The Shelter by Ben Stoffl

Our first Focus Group of the year featured former club member and PSQ Judge, Ben Stoffl, who always generously gives his time to QCG to help with the education of our members. As usual, Ben stunned us with his amazing images, demonstrating the beauty of simple monochrome images and the ability to ramp up the impact and emotion by removing the colour. Some of the key messages in Ben's presentation included the following:

- ◆ the form and composition of a monochrome image is always important due to lack of colour. Look for shape, lines, textures
- ◆ the content needs to evoke emotion through a story. Look at placement, negative space, repetition, contrast to define this
- ◆ after conversion to black & white in post processing, play with sliders to create the feeling you like. Silver Efex Pro is great at looking at options for various effects.
- ◆ High contrast often looks great in black & white, but rules are also made to be broken – experiment! Play with grain, high key and shaping light.

March 16: Margaret O'Grady – Australian Photographic Society (APS) and Honours System

At our annual Tri Nations judging (see separate Prism article) we were lucky to have the APS President Margaret O'Grady as one of our judges for the night. Following the judging, Margaret generously gave her time to talk to members on the benefits of APS, but importantly how to go about achieving recognition of photographic excellence through the Honours system. The Honours system enables members to be awarded up to 9 levels of achievement that can be worked through at your own pace with each level designed to challenge the photographer further. These levels, along with letters after the photographer's name, are as follows:

- Licentiate (LAPS)
- Associateship (AAPS)
- Fellowship (FAPS)
- Master (MAPS)
- Grand Master (GMAPS)
- APS Exhibitors Medal (4 levels)

Margaret encouraged all members to consider this challenge. Full details of APS and the Honours system can be found on the APS website. The Honours can be achieved via two means:

- ◆ **Exhibition System** which requires a minimum number of acceptances from approved competitions around the globe
- ◆ **Panel System** where you can submit a portfolio of images for assessment from a panel of judges.

Anne Pappalardo, who is currently applying for AAPS via the panel system, also explained her experience in putting together a portfolio of 25 images to be considered for this Honours award. Anne strongly recommended the use of a mentor to assist in putting together your portfolio. Anne and Martin Riley are currently both applying for this award, and as 'guinea pigs' will feed back their experiences in the middle of the year.

Good luck Anne & Martin!

Focus Group Follow On

At previous Focus meetings, QCG member Ray Shorter has provided wonderful tutorials to members on the use of Lightroom. Ray wanted to bring the following Lightroom training option to your attention. The "Lightroom Virtual Summit" is a free online event May 3–7, featuring 20 instructors teaching 40 classes from beginner to expert. Link is [here](#) for those interested.

City Canyon by Ray Shorter



QCG Wins Annual Tri Nations Competition

The annual Tri Nations competition held between clubs in South Africa (Westville), UK (Stoke Poges) and of course Australia (QCG), was completed during March. This competition, which had its inception in 2013, is always a much-anticipated event, in which all three clubs independently judge twenty images from each club, with the overall winner the aggregate of the three judgings.

The overall results of the three judgings were as follows:

Club	Judging Round			Total score
	South Africa	Australia	UK	
Westville	458	450	352	1260
Queensland	476	452	352	1280
Stoke Poges	438	370	332	1140

The results were a feather in the cap for QCG, being adjudged the clear winner in two of the three judgings, and a tie with Westville in the UK judging. This is the first time we have beaten the South African club for some time, and a well-deserved result for our members! Even more pleasing was that twenty individual club members were represented by the twenty images, even though we were able to enter up to two images per member.



The judging of QCG was well attended at a special Focus Group meeting at Kenmore Library held on Tuesday March 16. Our club was fortunate enough to hold an impact judging format in front of a live audience and three PSQ (Photographic Society of Qld) accredited judges, Margaret O'Grady, Bob Britcher and Elizabeth Kodella, all well known to QCG. Due to the tough times endured by the UK and South Africa as a result of the global pandemic, we were the only club to deliver the judging to a live audience. Both Westville and Stoke Poges used a single judge behind closed doors.

A special thanks to Margaret, Elizabeth and Bob who did a great job scoring each image and adjudicating the top three images of the night. Thanks also to Karen Miles who sets up the automatic point scoring system, Elizabeth Riley who establishes and runs the competition, and David Bullock and John Edwards for setting up the room, ably supporting the team.

On an individual basis, congratulations to the following members who scored top marks in the individual competitions (see images below):

- ◆ Elizabeth Riley (Draining the Last Drop) received equal first in the UK judging for her stunning hummingbird
- ◆ Paul Cook (Light Ahead) received first place in the South African judging for his clever street photography image
- ◆ Georgie Crossley (Turning Back Time) received third place in the Qld judging for her emotional portrayal of her father turning back the clock.

Congratulations to all who participated, and we look forward to next year's competition. Both Stoke Poges and Westville congratulated us heartily, but also put us on notice for renewed focus in 2022!




QCG Members at Photoshoot outings...



March saw two photoshoot outings (unusual but helpful when so many people are turning up to them!). The first was the Photographic Society of Queensland's (PSQ) Annual BBQ at Oxley Creek Common where members took advantage of workshops and bird photography. The second was a street photography walk hosted by experienced street photographer, Paul Cook. Check out the images from that photoshoot outing here on the club's [website](#).

Photos: Left Esther Andrews, Chris Pigott, Elizabeth Riley, Kathie Cato and Gaye Edwards. Black and white by Jenny Riesz and colour by John Edwards.



QCG Members at Photoshoot Outings...

Photos: Geoff Shortland, Dave McGinnis, Kathie Cato, Chris and Harvey Kramer, Jasmine Westerman and Esther Andrews chatting to PSQ president, Sue Gordon bottom right. iPhone photos by John Edwards.



QCG Members at Photoshoot Outings...



Photos by Jasmine Westerman at the PSQ BBQ and QCG photoshoot at Oxley Creek Common. Top left is Harvey Kramer, followed by John Edwards cooking the BBQ with PSQ President, Sue Gordon. Then we have four x QCG photographers paying attention to our guest speaker, Harvey again, focusing on something a loong way away, and lastly Esther Andrews and Jenny Riesz check some prints.



PORTRAIT GROUP

The QCG Portrait Group met again on Saturday 20th March at the Hub, Mt Ommaney. There has been increased interest in this Special Interest Group so we tried a new format. Starting at 9am, member Rhin Larsen led an Introduction to Studio Portraits session.

Her keen attendees are following a carefully designed guide to this special area of photography. If their interest continues, they will be able to comfortably transition to the more experienced members group after a few months with Rhin.

Thank you, Rhin, for sharing your knowledge with QCG - I am so glad our portraiture beginners now have this very focused opportunity. Then, from 10am, our more experienced Portrait Group attendees used the remainder of the morning to play with lighting and posing along with this month's amazing model, Mannix.

This background is one of Geoff Lawrence's images. Check out more on the club [website](#). Thankyou everyone for your patience during these ever-changing times. And a special thanks to Geoff Lawrence for his expert and cheerful assistance.

Watch for my email announcing April 17th's Portrait Group options. Registration and CovidSafe practices are required at all PG meetings.

Gaye Edwards





COMPETITIONS UPDATE MARCH 2021

Our second Aggregate competition of the year, People and Open (Black & White) was again well supported, with 140 entries from 47 members. Ralph Brown, professional photographer, PSQ Judge and chairman of the PSQ Judges Executive, gave comprehensive feedback on every image on the night and also seized a few 'teachable moments' to discuss the use of symmetry, contrast in black and white photography and special considerations for preparing images for printing. Members again enjoyed viewing the prints before and after the meeting, while appreciating the larger projected image during the critique. It was also encouraging to see how many members took advantage of recent Photoshoots and Portrait Group sessions to provide inspiration for entries this month.

Elizabeth Riley (Competitions Officer)
competitionsofficer@qcg.org.au



Prints on display (above), People and Black and White Open judge Ralph Brown (left) and a good turn out for F2F at new Kenmore clubhouse (above). Photos: Geoff Shortland.

People and Black and White Open Judging by Ralph Brown

Title	Author	Result
Open Black and White		
A Grade DPI		
K, K, Kold and L, L, Lonely	Paul Harrop	Honour Most Apt Title
the one	Michael Glass	Honour
Botswans eyes	Cheryl Mares	Honour
City Canyon	Ray Shorter	Honour
Punakaiki Two Rocks	Martin Riley	Merit
Nuremberg grandeur.	Joy Melchiori	Merit
Corner Warwick and Spear	Anne Pappalardo	Merit
Stay Behind the Yellow Line	Gaye Slade	Merit
Razzle Dazzle	Tony FitzGerald	Merit
A Grade Print		
Spiralling In Singapore	Martin Riley	Honour
Winter	Roger Bartlett	Honour
Grace and power	Anne Pappalardo	Merit
Tower of Darth	Geoff Shortland	Merit
Who dares	Tony FitzGerald	Merit
Honouring French Troops	Gaye Slade	Merit
AB Grade DPI		
Big Balls	Diane Foley	Honour
and from the earth I view the spire	Dave McGinnis	Honour
Rock stars view	Rob Champion	Merit
Mesmerizing	Tim MacTaggart	Merit
It's All About The Eyes	Georgie Crossley	Merit
Dayboro Working Horse Training	Jenny Riesz	Merit
AB Grade Print		
On Parade	David Cain	Honour
Garden Court Frick Museum	Margaret Whyte	Merit
Tall in Taller	Chris Pigott	Merit
B Grade DPI		
Storm brewing over Brexit.	Mala Ranu	Honour
Euro Vision	Harvey Kramer	Merit
Osprey with takeaway	Kathie Cato	Merit
B Grade Print		
Despair	Mala Ranu	Honour
The Past	Harvey Kramer	Merit

People		
A Grade Print		
The Silversmith	Martin Riley	Honour
Growing Old Together	Ray Shorter	Merit
Teddy Bears Day Out	Gaye Slade	Merit
The New Normal Shopping Day	Geoff Shortland	Merit
Cousins encounter	Tony FitzGerald	Merit
Ethopian Princess	Gaye Edwards	Honour
A Grade DPI		
Whats this...	Nick Lefebvre	Honour
Made In Italy	Martin Riley	Honour
Jaclyn - The Ballerina	Ray Shorter	Honour
Exotic lady	Elizabeth Riley	Merit
Epitome of Elegance	Gosh Slominski	Merit
Colour my World	Geoff Shortland	Merit
In his Element	Louise McDonald	Merit
Colour me happy	Tony FitzGerald	Merit
Patrolling the Streets	Gaye Slade	Merit
AB Grade DPI		
Boxed In	Rob Champion	Honour
Beauty on the Beach	Diane Foley	Honour
PowerLifting Special Needs Division	Jenny Riesz	Merit
Crab Spotting	Chris Pigott	Merit
You won't get past us, mate!	Dave McGinnis	Merit
AB Grade Print		
Maybe It's That Way...	Georgie Crossley	Honour
Cool	Ray Eisenmenger	Honour
Reflection	Mandy Watson	Merit
Field of Dreams	Chris Pigott	Merit
B Grade DPI		
Proud little Indigenous performer	Kathie Cato	Honour
Walk on by: photographer at play	Margo Wade	Merit
Steps in Time	Harvey Kramer	Merit
B Grade Print		
Time Warp	Harvey Kramer	Merit

THE LAST WORD



From one of our observant members:

"I was at the Mt Coot-Tha Gardens this morning and while I was waiting for my coffee I noticed the attached photo of a water dragon. Closer inspection revealed it to be the work of a QCG member."

Paul Harrop is indeed one of our very talented members who specializes in macro photography. Paul has recently retired from the Gardens, but not from photography! Check out Paul's gorgeous, honour-awarded landscape—K-K-Kold and L-L-Lonely—in this month's gallery on the [website](#).



Need to Know

The Queensland Camera Group meets on the first (Focus), second (Speaker) and fourth (Judging) Thursday of the month.

Clubhouse:

SPACE Kenmore
Cnr Branton and Paley Streets
Kenmore Hills 4069

Events may be face-to-face, face-to-face and live-streamed, or via Zoom only.

Always check the QCG website for venue details as the club continues to remain responsive to Qld Health directives.

Contact:

President: Jasmine Westerman
president@QCG.org.au
Editor: Anne Pappalardo
alfannep@optusnet.com.au

QCG Committee News

This month the committee will meet via Zoom as many members are travelling. From left to right (back row): Harvey Kramer (secretary), Anne Pappalardo (general/communications), Elizabeth Riley (competitions officer including MPC), Chris Pigott (treasurer), Martin Riley (Focus coordinator, judge's liaison including EOY trophies), (front row), Louise McDonald (membership officer), Tony FitzGerald (vice president, speaker seeker), Jasmine Westerman (president), Esther Andrews (photoshoot outings, Covid coordinator). Key members of the committee can be contacted via the club website <https://www.qcg.org.au/current-committee>.

